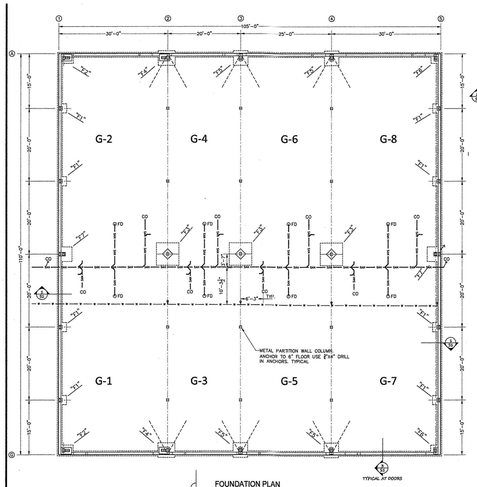

FOUNDATION PLAN

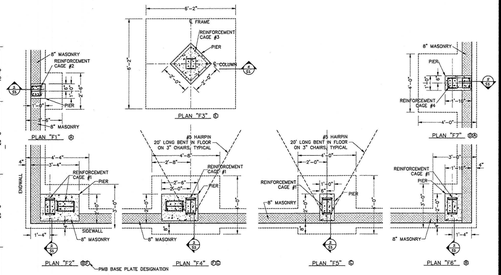

FOUNDATION DETAILS

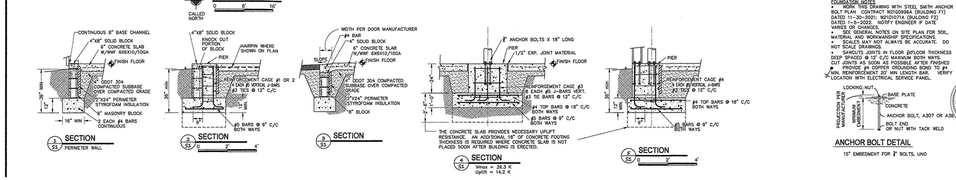

FOUNDATION NOTES

- CONFORM THIS DRAWING WITH STEEL SWITH ANCHOR BOLT PLAN. CONTRACT RE20095BA (BUILDING F1) DATED 11-30-2021; RE20102ATA (BUILDING F2) DATED 1-3-2022. NOTIFY ENGINEER IF DATE VARIES FROM THIS DATE.
- SEE GENERAL NOTES ON SITE PLAN FOR SOIL, MATERIAL AND WORKMANSHIP SPECIFICATIONS.
- ALL DIMENSIONS MUST ALWAYS BE ACCURATE. DO NOT SCALE DRAWINGS.
- SAWCUTS JOINTS IN FLOOR 1/4"LOOK THICKNESS DEEP SPACED @ 12' C/C MAXIMUM BOTH WAYS. CUT JOINTS AS SOON AS POSSIBLE AFTER FINISHED FLOOR HARDENS. SEALED WITH SIKAFLEX 1A. ALL REINFORCEMENT 20' MIN LENGTH BAR. NOTIFY LOCATION WITH ELECTRICAL SERVICE PANEL.

ANCHOR BOLT DETAIL

15" EMBEDMENT FOR 2" BOLTS, UNO

PROJECT:
SAFE HARBOR – BUILDINGS F1, F2, F3, F4 (LAYOUT F1 1983/F2B3)
SAFE HARBOR STORAGE CONDOMINIUMS
SAFE HARBOR DRIVE (SR 504 & 2899)
DANBURY TWP. OTTAWA CO. OHIO

JOB NO. 22004

S1

BUILDING F1,F2

DATE 3/24/22

REVIEW

REVISION XXX

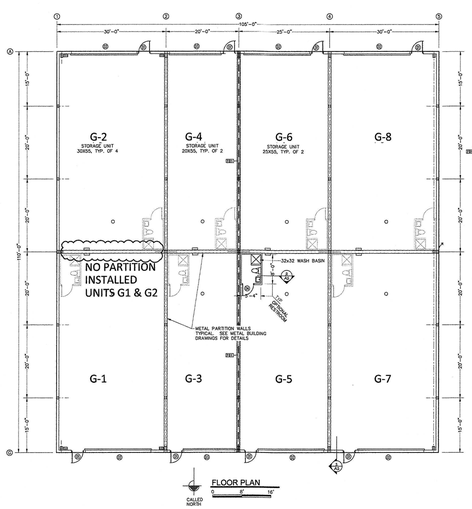

FLOOR PLAN

DOOR, WINDOW & ROOM FINISH NOTES

HARDWARE FOR ALL DOORS SHALL INCLUDE THE DOOR DESIGN DESIRABLE FROM THE ONE FROM WHICH ACCESS IS TO BE GRAN DETAILS ON THE OF A SET OF WRITTEN HARDWARE OF BITUTS. HANGES, PULLS, LATCHES, LOCKS, AND OTHER HARDWARE ADHERE ON DOORS SHALL HAVE A SMOOTH, FLAT OR CURVED SURFACE. THE HARDWARE SHALL BE DESIGNED SO THAT IT CANNOT BE OPERATED BY A SHEET OF PAPER. THE HARDWARE SHALL FOR THE INTERIOR DOO CHANGES DOORS WITHOUT CLOSURE DEVICES SHALL BE PROVIDED WITH A LATCH OR LOCK. DOORS WITHOUT CLOSURE DEVICES SHALL HAVE A DOOR LATCH SHALL RELEASED WHEN SUBJECTED OF A 15-POUND FORCE. THE DOOR SHALL BE SET IN MOTION WITH A FORCE OF 5 POUNDS. THE FORCE FOR PULLING OPEN A DOOR SHALL BE 5 POUNDS. WHEN MEASURED IN A 30-POUND FORCE. FORCES NEEDS TO ACTUATE THE LATCH OPEN. DOOR BOLTS, ANCHORS, AND OTHER FASTENERS SHALL BE CONCEALED WHEN THE DOOR IS CLOSED. THE DOOR SHALL BE THE USE OF BARRALLY OPERATED FLUSH BOLTS OR SURFACE BOLTS IS PROHIBITED. (PER OBC 1003.2)

SCREEN WALL AND DOG HOUSE DESIGN SHALL BE SIMILAR TO APPROVED SCREEN WALL AND DOG HOUSE FROM PHASE 1 PLANS. SPACING MUST NOT EXCEED 3mm 1mm? OPENING WALL.

WINDOWS: CLEAR U. FLAME SPREAD 75-200. SMOKE-DEVELOPED 0-450 PER ASTM E84

DOOR:WHEN DESIGNATE PERMANENT WORK AND SPACE CHOSEABLE PERT REQUIRE & PARKING SPACE OF 96" WIDE AND ACCESS AISLE SHALL BE PROVIDED AGAINST FUNCTIONAL SPACES OF 96" BUILDING SHALL COMPLY WITH ACCURACY

FLOORING SHALL: NOT MOISTURE RESISTANT OR:WHEN FINISH FLOOR TO A' GROUND CLOSE ON FLOOR SHALL BE PROVIDED WITH A 6 MIL VAPOR BARRIER. SHALL BE PRIME AND PAINT TO PROVIDE A SUBMERGENCY SURFACE - 4" RUBBER COVE BASE.

WALL SCHEDULE

2HR FIRE BARRIER PER OBC 707. 22GA LINER PANEL OVER 8" DIRTS WITH FLANGES COVERED BY CERAMIC FIBER BLANKET WITH ROXUL SAFE 55 ROCKWOOL BATTS. UL DESIGN NO U959

DOOR SCHEDULE

- 3'X7' EXTERIOR METAL DOOR, LEVER HANDLE, CLOSER INSULATED & WEATHER SEALED
- 16'X16' OVERHEAD DOOR, INSULATED & WEATHER SEALED
- 14'X16' OVERHEAD DOOR, INSULATED & WEATHER SEALED
- 3'X7' INTERIOR METAL DOOR, LEVER HANDLE

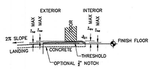

DOOR THRESHOLD DETAIL

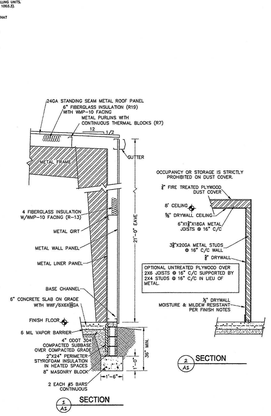

SECTION

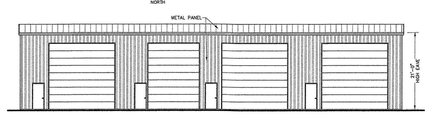

NORTH ELEVATION (SOUTH SIMILAR)



EAST ELEVATION – WEST SIMILAR

PROJECT:
SAFE HARBOR – BUILDINGS F1, F2, F3, F4 (LAYOUT F1 1983/F2B3)
SAFE HARBOR STORAGE CONDOMINIUMS
SAFE HARBOR DRIVE (SR 504 & 2899)
DANBURY TWP. OTTAWA CO. OHIO

JOB NO. 22004

A1

BUILDING F1

DATE 3/24/22

REVIEW

REVISION XXX

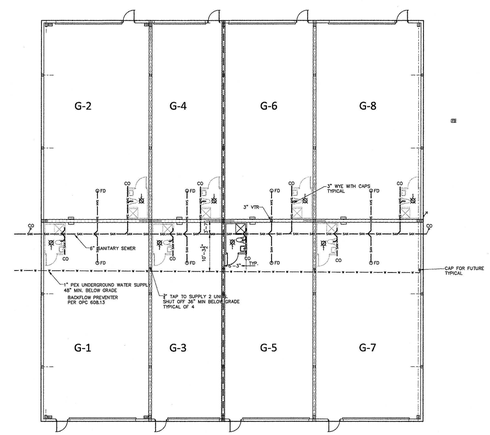

PLUMBING PLAN

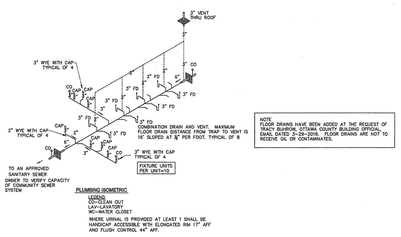

NOTE
FLOOR DRAINS HAVE BEEN ADDED AT THE REQUEST OF TRACY BLAIROW, OTTAWA COUNTY BUILDING OFFICIAL, EMAIL DATED 3-29-2016. FLOOR DRAINS ARE NOT TO RECEIVE OIL OR CONTAMINATES.

PLUMBING IGOMETRIC

LEGEND
CO=CLEAN OUT
FD=FLOOR DRAIN
WC=WATER CLOSET

WHERE URINAL IS PROVIDED AT LEAST 1 SHALL BE HANDICAP ACCESSIBLE WITH ELONGATED RIM 17" AFF AND FLUSH CONTROL 44" AFF.

PLUMBING NOTES

ALL PLUMBING WORK TO CONFORM TO THE OHIO PLUMBING CODE (OPC) AND CHAPTER 29 OF THE OBC.

THE PLUMBING CONTRACTOR SHALL PROVIDE AND INSTALL ALL DRAINS, SUPPLY LINES, PLUMBING FIXTURES, AND APPLIANCES AS SHOWN ON THE PLANS AND PER MANUFACTURERS RECOMMENDATIONS.

WATER SERVICE AND DISTRIBUTION PIPE MATERIAL AND FITTINGS SHALL COMPLY WITH OPC TABLE 605.3, 605.4, 605.5. ALL SUPPLY LINES TO BE PROTECTED FROM WATER HAMMER.

THE WATER DISTRIBUTION SYSTEM SHALL BE DRAINED TO PERMIT DRAINING OF WATER FROM ALL PIPES AND PLUMBING FIXTURES. PROTECT HOSE BIBBS AND PLUMBING LINES FROM FREEZING

AT LOCATIONS WHERE WATER IS SUPPLIED FOR WASHING PURPOSES, WATER SHALL BE TEMPERED AND SUPPLIED THOUGH A WATER TEMPERATURE LIMITING DEVICE THAT CONFORMS TO ASSE 1070 AND DELIVER WATER TEMPERED WATER TO A MAXIMUM OF 110 DEGREES F PER OPC 607.1.

SUPPLY AND INSTALL 16 GAGE COVER PLATES TO PROTECT LINES FROM PUNCTURE. CONSULT ENGINEER PRIOR TO CUTTING ANY STRUCTURAL MEMBER.

BUILDING SEWER DRAIN & FITTINGS SHALL BE ABS, CAST IRON OR PVC ASTM-F 1488 SCHEDULE 40. MAINTAIN A MINIMUM SLOPE OF 1/8" PER FOOT FOR 2" TO 6"# PIPES. WHERE BUILDING SEWER IS LOCATE WITHIN 10' OF WATER SERVICE, PIPE MATERIAL SHALL BE PVC ASTM D 3034 WITH ELASTOMERIC GASKET FITTINGS OR APPROVED EQUAL PER OPC SECTION 605 THRU 605

PROJECT:
SAFE HARBOR – BUILDINGS F1, F2, F3, F4 (LAYOUT F1 1983/F2B3)
SAFE HARBOR STORAGE CONDOMINIUMS
SAFE HARBOR DRIVE (SR 504 & 2899)
DANBURY TWP. OTTAWA CO. OHIO

JOB NO. 22004

P1

BUILDING F1,F2

DATE 3/24/22

REVIEW

REVISION XXX

SAFE HARBOR STORAGE CONDOMINIUM

TWENTYSECOND AMENDMENT

LOCATED IN PART OF LOT 03, SECTION 04, DANBURY TOWNSHIP, OTTAWA COUNTY, OHIO.

PLOTTED: Sep 26, 2023 – 10:00am
DRAWING: M:\22060 (Safe Harbor Development – Storage Condo Ph 2)\SURVEY\Dwg\22x34 Safe Harbor Condominiums Twenty-First Amendment.dwg: PAGE3

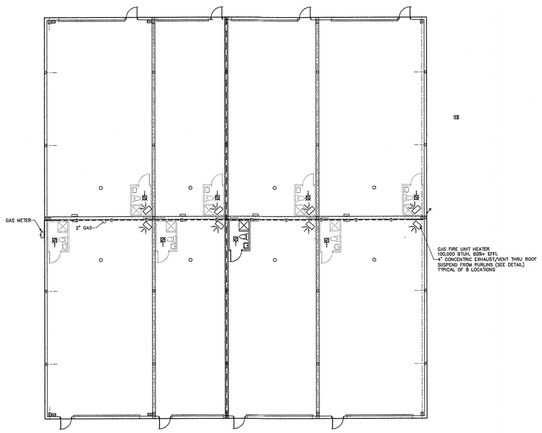

HEATING AND VENTILATION PLAN

CALLED NORTH

0 8' 16'

APPROVED BLACK STANDARD PIPING, ASTM A53
WITH APPROVED FITTINGS & CONNECTIONS
ALL PIPING TO BE PRESSURE TESTED PER CODE.

GAS CONNECTION DETAIL

MECHANICAL EQUIPMENT SHALL BE INSTALLED IN ACCORDANCE WITH ITS UNDERWRITER APPROVAL, THE MANUFACTURERS RECOMMENDATIONS, SPECIFICATIONS AND, GOOD ENGINEERING PRACTICES.

HVAC NOTES & SYMBOLS

1. MECHANICAL EQUIPMENT SHALL BE INSTALLED IN ACCORDANCE WITH ITS UNDERWRITER APPROVAL, THE MANUFACTURERS RECOMMENDATIONS, SPECIFICATIONS AND, GOOD ENGINEERING PRACTICES.
2. MOTOR VEHICLE OPERATION PER OBC M-502.13: THIS BUILDING SHALL NOT BE USED FOR THE REPAIR OF MOTOR VEHICLES. MOTOR VEHICLES SHALL NOT BE STORED IN THIS BUILDING OTHER THAN FOR DURATION NECESSARY TO MOVE THE VEHICLE IN AND OUT OF THE BUILDING.

ELECTRIC BASEBOARD HEATER, 250 WATTS PER FOOT

23 WALL FLUORESCENT LIGHT FIXTURE/50 CFM EXHAUST VENT TO THE OUTSIDE

NATURAL VENTILATION PER OMC 402

UNIT	AREA SF	4% AREA	OPENABLE AREA	COMPLIES
D1,D2 D7,D8	3150	126	345	Y
D3,D4	2100	84	345	Y
D5,D6	2625	105	273	Y

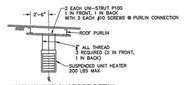

UNIT HEATER SUPPORT DETAIL

REEC
REGISTERED ENGINEERS & CONSULTANTS
8150 BROADVIEW ROAD
BROADVIEW HEIGHTS, OHIO 44147
(440) 526-4321

DATE 3/24/22

REVIEW

REVISION
1 XXX

REF.LIST:
SAFE HARBOR - BUILDING F1, F2, F3, F4 (JA01-51 9852F2D)
SURVEY (SAFE HARBOR - 2021)
DRIVEWAY (ST. CYPRIAN CO. 2.5D)

STATE OF OHIO
JAMES A. LEWIS
E-57976
REGISTERED
PROFESSIONAL ENGINEER

JOB NO. 22004

M1

BUILDING F1,F2

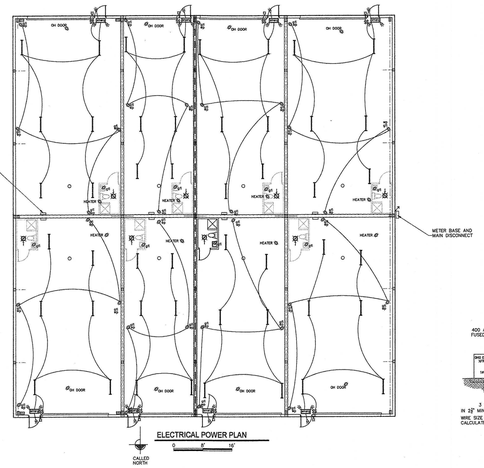

ELECTRICAL POWER PLAN

0 8' 16'

ELECTRICAL NOTES

1. ALL ELECTRICAL WORK WILL COMPLY WITH THE REQUIREMENTS OF CHAPTER 27 OBC AND THE NATIONAL ELECTRICAL CODE NFPA 70, OBC APPROVED EDITION AND IS SUBJECT TO THE APPROVAL OF THE LOCAL AUTHORITY HAVING JURISDICTION.
2. ALL WIRING SHALL BE TYPE THHN OR THWN(STEREO) COPPER, COMPLYING NEC ARTICLE 310, AND WILL BE NO SMALLER THAN AWG #12. CONDUCTORS SHALL NOT EXCEED THE AMPACITY SCHEDULED IN NEC TABLE 310-16, AND PROVIDED WITH COMPLYING OVER CURRENT PROTECTION.
3. ALL WIRING IN EMT OR PVC CONDUIT. OPTIONAL MC CABLE WHERE PERMITTED BY NEC.
4. INTERSYSTEM BONDING TERMINATION PER NEC 250.97 SHALL BE PROVIDED FOR TELEPHONE SERVICES, SERVICES EMPLOYING ANTENNAS, AND CABLE TELEVISION SERVICES.
5. THE CLEARANCES REQUIRED PER NEC SECTION 110-26 SHALL BE MAINTAINED ABOUT THE ELECTRICAL EQUIPMENT.
6. BRANCH CIRCUIT CONDUCTORS WILL HAVE AN AMPACITY OF NOT LESS THAN THE MAXIMUM LOAD TO BE SERVED AND NOT LESS THAN THE RATING OF THE OVERCURRENT PROTECTION. BRANCHING RECEPTACLES WILL HAVE AN AMPACITY NOT LESS THAN THE RATING OF THE BRANCH CIRCUIT, SECTION 210-19(A) NFPA 70 LISTED IN OBC APPENDIX A.
7. BRANCH CIRCUIT CONDUCTORS AND EQUIPMENT WILL BE PROTECTED BY OVER CURRENT PROTECTIVE DEVICES HAVING A RATING OR SETTING (1) NOT EXCEEDING THAT SPECIFIED IN SECTION 240-3 FOR CONDUCTORS, (2) NOT EXCEEDING THAT SPECIFIED IN THE APPLICABLE ARTICLES FOR EQUIPMENT, OR, (3) NOT EXCEEDING THAT SPECIFIED IN SECTION 240-4 PROVIDED FOR OUTLET DEVICES IN SECTION 210-21. SECTION 210-20 NFPA 70 LISTED IN OBC APPENDIX A.
8. LOCATE DISCONNECTS WITHIN 3' OF EQUIPMENT.

ELECTRICAL SYMBOLS

SINGLE-POLE SWITCH, MOUNT AT 48" AFF

GROUND-FAULT CURRENT INTERRUPT DUPLEX RECEPTACLES

GROUND-FAULT CURRENT INTERRUPT DUPLEX RECEPTACLES WITH WATERPROOF COVER

4' INDUSTRIAL FLUORESCENT LIGHT FIXTURE, 2 BULBS @ 54W HO

WITH REMOTE HEAD. WIRE AHEAD OF SWITCHES

MEANS OF EGRESS ILLUMINATION TO CONFORM TO OBC SECTION 1008 AND CONNECTED TO AN EMERGENCY ELECTRICAL SYSTEM TO ASSURE CONTINUED ILLUMINATION FOR A DURATION OF NOT LESS THAN 90 MINUTES IN CASE OF PRIMARY POWER LOSS. THE LIGHTING SHALL BE CONNECTED TO AN EMERGENCY POWER SYSTEM PROVIDED FROM STORAGE BATTERIES.

23 WALL FLUORESCENT LIGHT FIXTURE/50 CFM EXHAUST VENT TO THE OUTSIDE

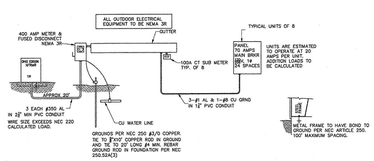

ELECTRICAL SCHEMATIC

VOLTAGE DROP CALCULATION
1 Branch circuit conductor consisting a #350 Aluminum conductor will limit voltage drop to a 2.96% or less when supplying 300.0 amps for 200 feet on a 208 volt system.
For Engineering Information Only
208.0 Volts Source voltage of selected conductor
0.026 Ohms Resistance (Ohms per 1000 feet)
0.04 Ohms Resistance (Ohms per 1000 feet)
6.24 volts maximum allowable voltage drop at 3%
6.17 Actual voltage drop loss at 2.96% for the circuit
0.9 Power Factor

REEC
REGISTERED ENGINEERS & CONSULTANTS
8150 BROADVIEW ROAD
BROADVIEW HEIGHTS, OHIO 44147
(440) 526-4321

DATE 3/24/22

REVIEW

REVISION
1 XXX

REF.LIST:
SAFE HARBOR - BUILDING F1, F2, F3, F4 (JA01-51 9852F2D)
SURVEY (SAFE HARBOR - 2021)
DRIVEWAY (ST. CYPRIAN CO. 2.5D)

STATE OF OHIO
JAMES A. LEWIS
E-57976
REGISTERED
PROFESSIONAL ENGINEER

JOB NO. 22004

E1

BUILDING F1,F2

SAFE HARBOR STORAGE CONDOMINIUM

TWENTYSECOND AMENDMENT

LOCATED IN PART OF LOT 03, SECTION 04, DANBURY TOWNSHIP, OTTAWA COUNTY, OHIO.

4/6

PLOTTED: Sep 26, 2023 – 10:16am
DRAWING: M:\22060 (Safe Harbor Development – Storage Condo Ph 2)\SURVEY\Dwg\22x34 Safe Harbor Condominiums Twenty-First Amendment.dwg: PAGE4

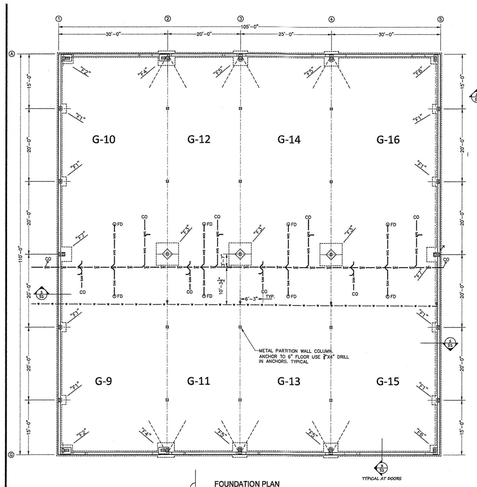

FOUNDATION PLAN

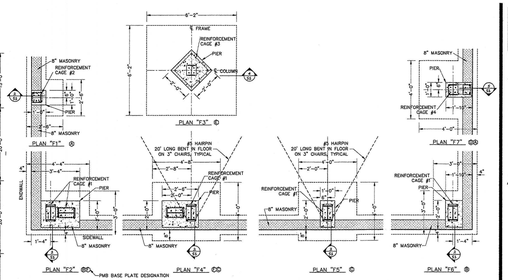

FOUNDATION DETAILS

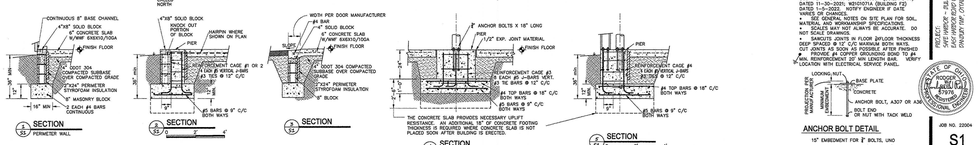

ANCHOR BOLT DETAIL

FOUNDATION NOTES

- WORK THIS DRAWING WITH STEEL SWITH ANCHOR BOLTS PROVIDED BY ENGINEER (BUILDING F1) DATED 11-30-2021, WITH ENGINEER (BUILDING F2) DATED 1-9-2022. NOTIFY ENGINEER IF DATA VARIES OR CHANGES.
- SEE GENERAL NOTES ON SITE PLAN FOR SOIL BEARING, FOOTING, FOUNDATION AND FLOOR NOTES.
- SCALES MAY NOT ALWAYS BE ACCURATE. DO NOT SCALE DRAWINGS.
- ALL FOOTINGS IN FLOOR 2#FLOOR THICKNESS DEEP SPACED @ 12" C/C MAXIMUM BOTH WAYS. CUT JOINTS AS SOON AS POSSIBLE AFTER FINISHED FLOOR IS POURED. CUT JOINTS SHALL BE 1/4 TO #4 REINFORCEMENT 20" MIN LENGTH BAR. VERIFY LOCATION WITH ELECTRICAL SERVICE PANEL.

LOCKING NUT
BASE PLATE
CONCRETE
ANCHOR BOLT, A307 OR A36
BOLT END
OR NUT WITH TACK WELD

1/2" EMBEDMENT FOR 2" BOLTS, UNO

JOB NO. 22004

S1

BUILDING F1,F2

DATE 3/24/22

REVIEW

REVISION XXX

PROJECT:
SAFE HARBOR - BUILDINGS F1, F2, F5, F4 (JUDY'S F1&F1F2D)
5300 HARBOR BORO DR (LOT 6 & 2697)
DANBURY TWP., OTTAWA CO., OHIO

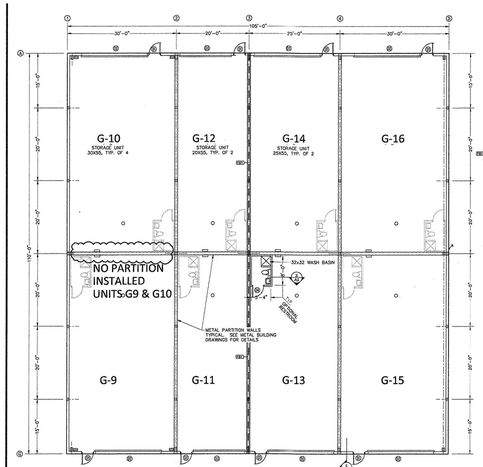

FLOOR PLAN

DOOR, WINDOW & ROOM FINISH NOTES

GARAGE DOR IN GARAGE DOORS SHALL MAINTAIN THE DOOR RIGIDLY DEFORMABLE FROM THE ARE FRAME WITH SUFFICIENT STRENGTH AND STIFFNESS TO ALLOW OPERATION WITHOUT DAMAGE OF DOORS. HANDLES, PULLS, LATCHES, LOCKS, AND OTHER OPERATING DEVICES ON DOORS SHALL HAVE A SHAPE THAT IT EASY TO GRASP WITH ONE HAND AND REQUIRE NO TIGHT GRASPING, PINCHING, OR TWISTING OF THE WRIST TO OPERATE. THE LOCKING FORCE FOR THE EXTERIOR NON-LOADING DOORS WITHOUT CLOSERS SHALL BE 500 LBS. THE LOCKING FORCE FOR THE EXTERIOR LOADING DOORS WITHOUT CLOSERS SHALL BE 1000 LBS. DOOR LATCH SHALL RELEASE WITH REDUCTION TO A 10-POUND FORCE. THE DOOR SHALL BE SET ON HINGES OR PIVOTS SO THAT THE DOOR WILL SWING TO A CLOSED POSITION WHEN THE DOOR IS OPENED WITH INCREASING FORCE TO A 10-POUND FORCE. DOORS SHALL BE LOCKED SO THAT LATCH BOLT WILL NOT RETRACT WITH A 500 LB FORCE. THE DOOR SHALL BE LOCKED SO THAT LATCH BOLT WILL NOT RETRACT WITH THE USE OF MANUALLY OPERATED FLOOD BOLTS OR SURFACE BOLTS IS PROHIBITED (PER OBC 1003.3)

INTERIOR WOOD AND SOLID CORE COMPONENTS SHALL BE SMOOTH, UNDAMAGED, CLEAN, AND SOLID. DOOR FINISH SHALL HAVE A CLEAR SPRAY INDEX NOT GREATER THAN THAT SPECIFIED BELOW.
WAREHOUSE: GLOSS 15 CLEAR SPRAY 70-GEN. SHEEN-DESIGNED 5-100 PER ASTM D24 (SM

DOOR, WINDOW DESIGNATE PERMANENT ROOM AND SPACE DIMENSIONS. REST ROOMS & PARKING SPACES FOR THE PHYSICALLY DISABLED SHALL BE CONSTRUCTED ABOUT FUNCTIONAL SPACES OF THE BUILDING SHALL COMPLY WITH ISO/ANSI/A

PATCHING WALLS - USE MOISTURE RESISTANT DRYWALL FINISH FLOOR TO 4' ABOVE FLOOR ON WALLS ADJACENT TO SINKS, TUBS, AND SHOWERS. PATCH AND REPAIR PART TO PRODUCE A NONABSORBENT SURFACE. 6" RUBBER COVE BASE.

WALL SCHEDULE

2HR FIRE BARRIER PER IDC 707. 22GA UNER PANEL, OVER 6" GIRTS WITH FLANGES COVERED BY CERAMIC FIBER BLANKET WITH ROXUL SAFE DS ROCKWOOL BATTS. UL DESIGN NO U659

DOOR SCHEDULE

- 3'X7' EXTERIOR METAL DOOR, LEVER HANDLE, CLOSER INSULATED & WEATHER SEALED
- 16'X16' OVERHEAD DOOR, INSULATED & WEATHER SEALED
- 14'X14' OVERHEAD DOOR, INSULATED & WEATHER SEALED
- 3'X7' INTERIOR METAL DOOR, LEVER HANDLE

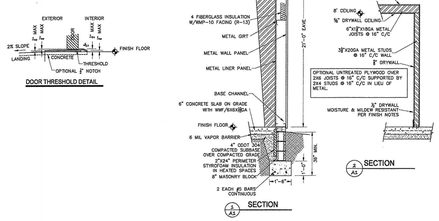

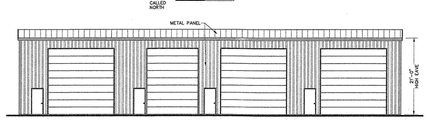



JOB NO. 22004

A1

BUILDING F1

DATE 3/24/22

REVIEW

REVISION XXX

PROJECT:
SAFE HARBOR - BUILDINGS F1, F2, F5, F4 (JUDY'S F1&F1F2D)
5300 HARBOR BORO DR (LOT 6 & 2697)
DANBURY TWP., OTTAWA CO., OHIO

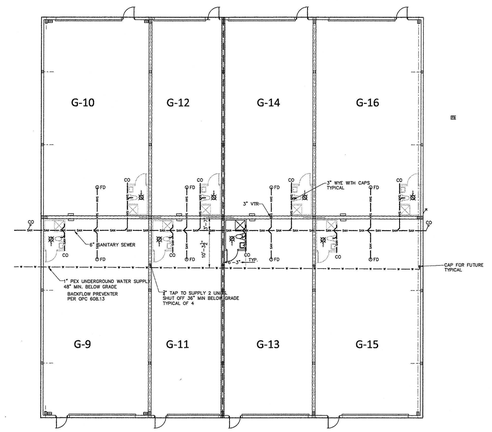

PLUMBING PLAN

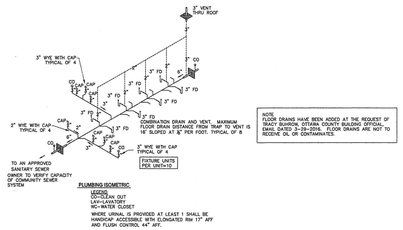

PLUMBING ISOMETRIC

LEGEND
CO=CLEAN OUT
LAV=LAVATORY
WC=WATER CLOSET
HANDICAP ACCESS TO PROVIDED AT LEAST 1 SHALL BE HANDICAP ACCESSIBLE WITH ELONGATED RIM 17" AFF AND FLUSH CONTROL 44" AFF.

NOTE:
FLOOR DRAINS HAVE BEEN ADDED AT THE REQUEST OF TRACY BURKONE, OTTAWA COUNTY BUILDING OFFICIAL. PLUMBER TO VERIFY IF FLOOR DRAINS ARE NOT TO BECOME OIL OR CONTAMINATED.

PLUMBING NOTES

ALL PLUMBING WORK TO CONFORM TO THE OHIO PLUMBING CODE (OPC) AND CHAPTER 29 OF THE OBC.

THE PLUMBING CONTRACTOR SHALL PROVIDE AND INSTALL ALL DRAINS, SUPPLY LINES, PLUMBING FIXTURES, AND APPLIANCES AS SHOWN ON THE PLANS AND PER MANUFACTURERS RECOMMENDATIONS.

WATER SERVICE AND DISTRIBUTION PIPE MATERIAL AND FITTINGS SHALL COMPLY WITH OPC TABLE 605.3, 605.4, 605.5. ALL SUPPLY LINES TO BE PROTECTED FROM WATER HAMMER.

THE WATER DISTRIBUTION SYSTEM SHALL BE GRADED TO PERMIT DRAINAGE OF WATER FROM THE SYSTEM TO DRAIN FIXTURES. PROTECT HOSE BIBBS AND PLUMBING LINES FROM FREEZING.

AT LOCATIONS WHERE WATER IS SUPPLIED FOR WASHING PURPOSES, WATER SHALL BE TEMPERED AND SUPPLIED THROUGH A WATER TEMPERATURE LIMITING DEVICE THAT CONFORMS TO ASSE 1070 AND THAT LIMIT THE TEMPERED WATER TO A MAXIMUM OF 110 DEGREES F (43.3 DEG C).

SUPPLY AND INSTALL 16 GAGE COVER PLATES TO PROTECT LINES THRU WOOD. CONSULT ENGINEER PRIOR TO CUTTING ANY STRUCTURAL MEMBER.

BUILDING SEWER DRAIN & FITTINGS SHALL BE ABS, CAST IRON OR PVC PIPE. SEWER SHALL BE ACCURATE AND MAINTAIN A MINIMUM SLOPE OF 1/4" PER FOOT FOR 2" TO 4"& PIPES. WHERE BUILDING SEWER IS LOCATE WITHIN 10' OF WATER SERVICE, PIPE MATERIAL SHALL BE PVC PER ASTM F 891 WITH ASTM F 1412 APPROVED FITTINGS OR APPROVED EQUAL PER OPC SECTION 605 THRU 605

JOB NO. 22004

P1

BUILDING F1,F2

DATE 3/24/22

REVIEW

REVISION XXX

PROJECT:
SAFE HARBOR - BUILDINGS F1, F2, F5, F4 (JUDY'S F1&F1F2D)
5300 HARBOR BORO DR (LOT 6 & 2697)
DANBURY TWP., OTTAWA CO., OHIO

SAFE HARBOR STORAGE CONDOMINIUM

TWENTYSECOND AMENDMENT

LOCATED IN PART OF LOT 03, SECTION 04, DANBURY TOWNSHIP, OTTAWA COUNTY, OHIO.

5/6

PLOTTED: Sep 26, 2023 - 10:18am
DRAWING: M:\22060 (Safe Harbor Development - Storage Condo Ph 2)\SURVEY\Dwg\22x34 Safe Harbor Condominiums Twenty-First Amendment.dwg: PAGE5

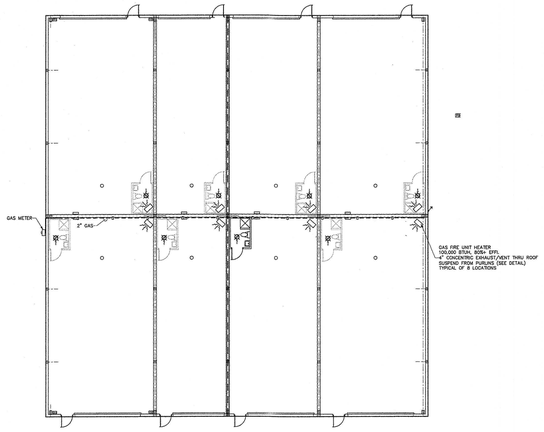

HEATING AND VENTILATION PLAN

CALLED NORTH

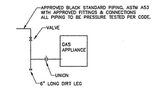

GAS CONNECTION DETAIL

MECHANICAL EQUIPMENT SHALL BE INSTALLED IN ACCORDANCE WITH ITS UNDERWRITER APPROVAL, THE MANUFACTURERS RECOMMENDATIONS, SPECIFICATIONS AND, GOOD ENGINEERING PRACTICES.

HVAC NOTES & SYMBOLS

1. MECHANICAL EQUIPMENT SHALL BE INSTALLED IN ACCORDANCE WITH ITS UNDERWRITER APPROVAL, THE MANUFACTURERS RECOMMENDATIONS, SPECIFICATIONS AND, GOOD ENGINEERING PRACTICES.
2. MOTOR VEHICLE OPERATION PER OBC M-503.13: THIS BUILDING SHALL NOT BE USED FOR THE REPAIR OF MOTOR VEHICLES. MOTOR VEHICLES SHALL NOT BE OPERATED WITHIN THE BUILDING EXCEPT FOR DURATION NECESSARY TO MOVE THE VEHICLE IN AND OUT OF THE BUILDING.

ELECTRIC BASEBOARD HEATER, 250 WATTS PER FOOT

23 WALL FLUORESCENT LIGHT FIXTURE/50 CFM EXHAUST VENT TO THE OUTSIDE

NATURAL VENTILATION PER OMC 402

UNIT	GRS. SF	AB SKY	OPENABLE AREA	COMPLIES
D1,02				
D7,08	3150	128	345	Y
D3,04	2100	84	245	Y
D5,06	2625	105	273	Y

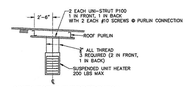

UNIT HEATER SUPPORT DETAIL

DATE 3/24/22

REVIEW

REVISION XXX

PROJECT:
SAFE HARBOR – BUILDINGS F1, F2, F3, F4 (LOTS F1 THRU F20)
SAFE HARBOR DEVELOPMENT, LLC
SANDUSKY TWP., OTTAWA CO. OHIO

STATE OF OHIO
JOSEPH A. JULIAN
E-7976
REGISTERED
PROFESSIONAL ENGINEER

JOB NO. 22004

M1

BUILDING F1,F2

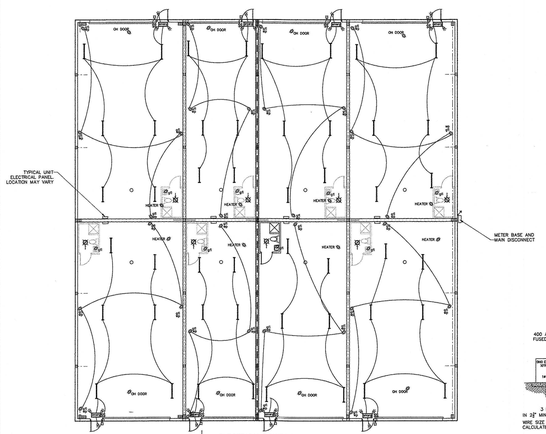

ELECTRICAL POWER PLAN

CALLED NORTH

ELECTRICAL NOTES

1. ALL ELECTRICAL WORK WILL COMPLY WITH THE REQUIREMENTS OF CHAPTER 27 OBC AND THE NATIONAL ELECTRICAL CODE NFPA 70, OBC APPROVED EDITION AND IS SUBJECT TO THE APPROVAL OF THE LOCAL AUTHORITY HAVING JURISDICTION.

2. ALL WIRING SHALL BE TYPE THHN OR THWN(EXTERIOR) COPPER, COMPLYING NEC ARTICLE 310, AND WILL BE NO SMALLER THAN AWG #12. CONDUCTORS SHALL NOT EXCEED THE AMPACITY LIMITS AS SCHEDULED IN NEC TABLE 310-16, AND PROVIDED WITH COMPLYING OVER CURRENT PROTECTION.

3. ALL WIRING IN EMT OR PVC CONDUIT. OPTIONAL MC CABLE WHERE PERMITTED BY NEC.

4. INTERSYSTEM BONDING TERMINATION PER NEC 250.97 SHALL BE PROVIDED FOR TELEPHONE SERVICES, SERVICES EMPLOYING ANTENNAS, AND CABLE TELEVISION SERVICES.

5. THE CLEARANCES REQUIRED PER NEC SECTION 110-26 SHALL BE MAINTAINED ABOUT THE ELECTRICAL EQUIPMENT.

6. BRANCH CIRCUIT CONDUCTORS WILL HAVE AN AMPACITY OF NOT LESS THAN THE MAXIMUM LOAD TO BE SERVED. THE MINIMUM BRANCH CIRCUIT CONDUCTOR SIZE FOR NON-INLET BRANCH CIRCUITS SUPPLYING LIGHTING LOADS WILL HAVE AN AMPACITY NOT LESS THAN THE RATING OF THE BRANCH CIRCUIT, SECTION 210-19(A) NFPA 70 LISTED IN OBC APPENDIX A.

7. BRANCH CIRCUIT CONDUCTORS AND EQUIPMENT WILL BE PROTECTED BY OVER CURRENT PROTECTIVE DEVICES HAVING A RATING OR SETTING (1) NOT EXCEEDING THAT SPECIFIED IN SECTION 240-3 FOR CONDUCTORS, (2) NOT EXCEEDING THAT SPECIFIED IN THE APPLICABLE ARTICLES REFERENCED IN SECTION 240-2 FOR EQUIPMENT, AND (3) AS PROVIDED FOR OUTLET DEVICES IN SECTION 210-21. SECTION 210-20 NFPA 70 LISTED IN OBC APPENDIX A.

8. LOCATE DISCONNECTS WITHIN 3' OF EQUIPMENT.

ELECTRICAL SYMBOLS

S SINGLE-POLE SWITCH, MOUNT AT 48" AFF

GFI GROUND-FAULT CURRENT INTERRUPT DUPLEX RECEPTACLES

GFI GROUND-FAULT CURRENT INTERRUPT DUPLEX RECEPTACLES WITH WATERPROOF COVER

4' INDUSTRIAL FLUORESCENT LIGHT FIXTURE, 2 BULBS @ 54W HO

WITH REMOTE HEAD. WIRE AHEAD OF SWITCHES

EXIT MEANS OF EGRESS ILLUMINATION TO CONFORM TO OBC SECTION 1008 AND, ELECTRICAL POWER TO BE PROVIDED FOR A DURATION OF NOT LESS THAN 90 MINUTES. EMERGENCY ILLUMINATION FOR NOT LESS THAN 90 MINUTES IN CASE OF PRIMARY POWER LOSS. THE LIGHTING SHALL BE CONNECTED TO AN EMERGENCY POWER SYSTEM PROVIDED FROM STORAGE BATTERIES.

23 WALL FLUORESCENT LIGHT FIXTURE/50 CFM EXHAUST VENT TO THE OUTSIDE

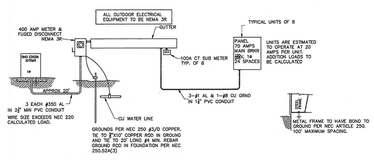

ELECTRICAL SCHEMATIC

VOLTAGE DROP CALCULATION
1 conductors per phase utilizing a #350 Aluminum conductor will limit the voltage drop to 2.98% or less when supplying 200.0 amps for 200 feet at 208 volt 3 phase
For Engineering Information Only
200.0 Amps Rated ampacity of selected conductor
0.0 Amps Actual Operating Amps (Max Amps)
0.124 Ohms Resistance (Ohms per 1000 feet)
6.24 volts maximum allowable voltage drop at 3%
6.147. Actual voltage drop loss at 2.98% for the circuit
0.9 Power Factor

DATE 3/24/22

REVIEW

REVISION XXX

PROJECT:
SAFE HARBOR – BUILDINGS F1, F2, F3, F4 (LOTS F1 THRU F20)
SAFE HARBOR DEVELOPMENT, LLC
SANDUSKY TWP., OTTAWA CO. OHIO

STATE OF OHIO
JOSEPH A. JULIAN
E-7976
REGISTERED
PROFESSIONAL ENGINEER

JOB NO. 22004

E1

BUILDING F1,F2

SAFE HARBOR STORAGE CONDOMINIUM

TWENTYSECOND AMENDMENT

LOCATED IN PART OF LOT 03, SECTION 04, DANBURY TOWNSHIP, OTTAWA COUNTY, OHIO.

PLOTTED: Sep 26, 2023 – 10:21am
DRAWING: M:\22060 (Safe Harbor Development – Storage Condo Ph 2)\SURVEY\Dwg\22x34 Safe Harbor Condominiums Twenty-First Amendment.dwg: PAGE6